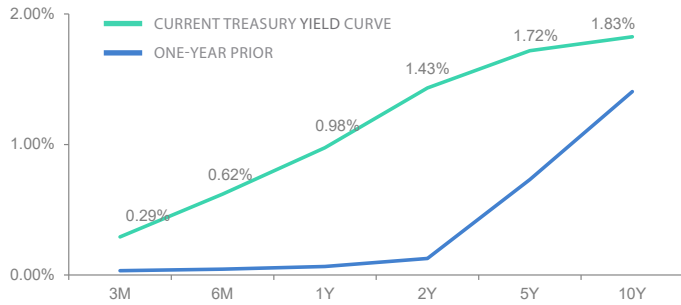




SD FIT MARKET UPDATE

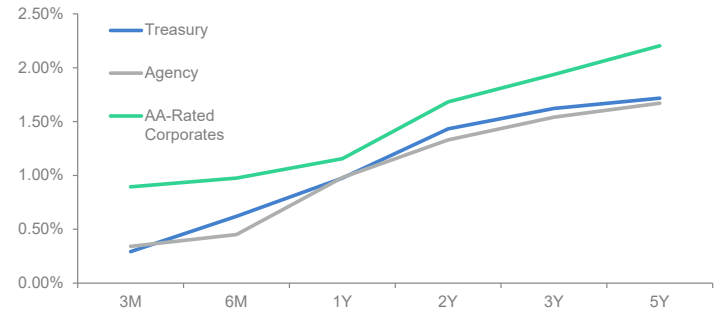
MARCH 2022

Historical Treasury Yield Curve



Source: Bloomberg Finance L.P. 2/28/22

Market Yields



Source: Bloomberg Finance L.P. 2/28/22

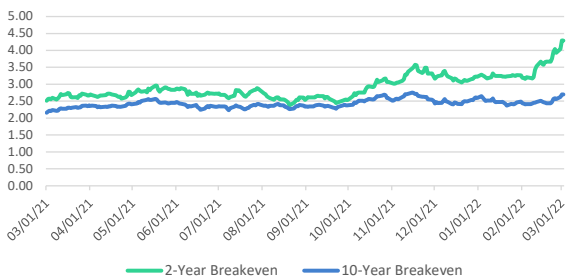
FEATURED MARKET DATA

War, Inflation and the Fed

Consumer Price Inflation reached a 40-year high in January of 7.5%. Inflationary pressures increased in February as commodity prices such as oil, wheat, corn and metals rose on rising geopolitical risks, including the Russian invasion of Ukraine. We see higher inflation expectations in the Treasury Inflation Protected Securities (TIPS) market as the 2-year breakeven rate increased in February. However, the 10-year breakeven rose much less, indicating markets continue to see inflation as a relatively near-term issue. Confidence in the Federal Reserve is largely credited for these tame expectations as markets are pricing in at least four Fed rate hikes in 2022, likely beginning in March.

Sources: Bloomberg

Inflation Expectations



Source: Bloomberg

RECENT NEWS

Stocks Down in February

The S&P 500 declined 3.14% in February after a January selloff that saw the S&P 500 suffer its biggest monthly decline since March 2020. Growth once again underperformed value reflecting concerns about higher interest rates as well as geopolitical tensions. There were positive signs during the month including improvement in Covid trends, which aided some sectors benefiting from reopening. In addition, with 95% of S&P 500 companies having reported fourth quarter earnings as of February 25, 76% reported earnings per share above estimates, which is equal to the 5-year average. Company earnings reflected continued solid demand and strong pricing power. We expect the U.S. consumer to continue to support strong demand in 2022.

Source: FactSet

U.S. Economic Indicators

Event	Event Date	Period	Survey	Actual	Prior / Revised (R)
Consumer Price Index (MoM)	02/10/22	JAN	0.4%	0.6%	0.6% (R)
Core CPI (MoM)	02/10/22	JAN	0.5%	0.6%	0.6%
Consumer Price Index (YoY)	02/10/22	JAN	7.3%	7.5%	7.0%
Chicago Fed National Activity Index	02/24/22	JAN	0.16	0.69	0.07 (R)
Personal Income	02/25/22	JAN	-0.3%	0.0%	0.4% (R)
Personal Spending	02/25/22	JAN	1.6%	2.1%	-0.8% (R)
Core PCE (YoY)	02/25/22	JAN	5.2%	5.2%	4.9%
Change in Nonfarm Payrolls	03/04/22	FEB	403K	-	467K
Unemployment Rate	03/04/22	FEB	3.9%	-	4.0%

Source: Bloomberg Finance L.P. 2/28/22. Glossary terms on following page.

Contact Information

KENT JOHNSON

Senior Vice President, Director-
Minnesota Office
763.497.1490 Ext. 1300
kjohnson@pmanetwork.com

ANGIE STILLWELL

Senior Portfolio Advisor
612.509.2562
astillwell@pmanetwork.com

PMA Financial Network, LLC
5298 Kyler Ave. NE | 2nd Floor | Albertville, MN 55301

Glossary of Terms

Term	What is it:
Building Permits	Records the number of permits for future housing construction.
Capacity Utilization	Tracks the extent to which capacity is being used in the production of goods and services.
Change in Nonfarm Payrolls	This indicator measures the change in the number of employees on business and government payrolls.
Chicago Fed National Activity Index	A nationwide measure of economic activity and inflation pressures. An index value of zero indicates that the national economy is expanding at its historical trend rate of growth.
Consumer Confidence	Index examines how consumers feel about jobs, the economy and spending.
Consumer Price Index (CPI)	Measures the average change in retail prices over time for a basket consisting of more than 200 categories of assorted goods and services paid directly by consumers.
Core Consumer Price Index (Core CPI)	This measure of CPI excludes food and energy costs.
Durable Goods Orders	A measure of new orders placed with domestic manufacturers for durable goods, which are items that last three years or more.
Existing Home Sales	Measures monthly sales of previously owned single-family homes.
GDP Annualized QoQ	Measures the annualized quarterly growth of the final market value of all goods and services produced within a country. GDP is the foremost report on how fast or slow the economy is growing.
Housing Starts	Records the number of new housing units started during a period.
Index of Leading Economic Indicators (LEI)	An index designed to predict the direction of the economy.
Initial Jobless Claims	Tracks new filings for unemployment insurance benefits.
ISM Manufacturing	Measures manufacturing activity based on a monthly survey of purchasing managers.
MBA Mortgage Applications	The Mortgage Bankers Association's weekly mortgage application survey includes home loan application activity for conventional and government loans for home purchases and refinances.
Mortgage Delinquencies	A measure of the percent of total conventional and government loans which are at least one payment past due, but not in the process of foreclosure.
Personal Consumption Expenditure (PCE)	The Federal Reserve's preferred measure of inflation tracks overall price changes for goods and services. Core PCE excludes food and energy.
Personal Income and Spending	Index records the income Americans receive, how much they spend, and what they save.
Retail Sales	Tracks the sale of new and used goods for personal or household consumption.
Retail Sales Ex. Auto	Retail sales excluding motor vehicles and parts.
S&P Case-Shiller Home Price Index	Tracks the value of single-family housing within the U.S. There are multiple indexes including the 20-City Composite.
Unemployment Rate	The U-3 unemployment rates tracks the percentage of the civilian workforce that is unemployed.

Source: Bloomberg, The Secrets of Economic Indicators by Bernard Baumohl; PMA Asset Management, LLC

This document was prepared by PMA Asset Management, LLC for clients of the firm and its affiliated PMA entities, as defined below. It is being provided for informational and/or educational purposes only without regard to any particular user's investment objectives, financial situation or means. The content of this document is not to be construed as a recommendation, solicitation or offer to buy or sell any security, financial product or instrument, or to participate in any particular trading strategy in any jurisdiction in which such an offer or solicitation, or trading strategy would be illegal. Nor does it constitute any legal, tax, accounting or investment advice of services regarding the suitability or profitability of any security or investment. Although the information contained in this document has been obtained from third-party sources believed to be reliable, PMA cannot guarantee the accuracy or completeness of such information. It is understood that PMA is not responsible for any errors or omissions in the content in this document and the information is being provided to you on an "as is" basis without warranties or representations of any kind.

Securities, public finance services and institutional brokerage services are offered through PMA Securities, LLC PMA Securities, LLC is a broker-dealer and municipal advisor registered with the SEC and MSRB, and is a member of FINRA and SIPC. PMA Asset Management, LLC, an SEC registered investment adviser, provides investment advisory services to local government investment pools and separate accounts. All other products and services are provided by PMA Financial Network, LLC PMA Financial Network, LLC, PMA Securities, LLC and PMA Asset Management, LLC (collectively "PMA") are under common ownership.

Securities and public finance services offered through PMA Securities, LLC are available in CA, CO, FL, IL, IN, IA, MI, MN, MO, NE, NY, OH, OK, PA, SD, TX and WI. This document is not an offer of services available in any state other than those listed above, has been prepared for informational and educational purposes and does not constitute a solicitation to purchase or sell securities, which June be done only after client suitability is reviewed and determined. All investments mentioned herein June have varying levels of risk, and June not be suitable for every investor. PMA and its employees do not offer tax or legal advice. Individuals and organizations should consult with their own tax and/or legal advisors before making any tax or legal related investment decisions. Additional information is available upon request.