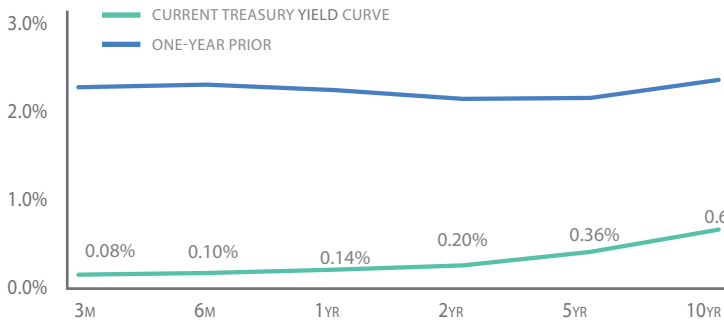




SD FIT MARKET UPDATE

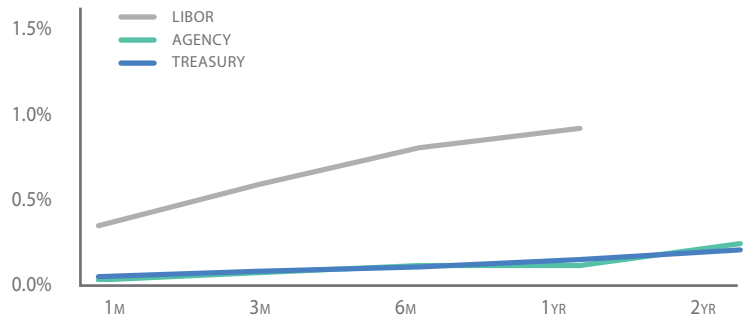
MAY 2020

Historical Treasury Yield Curve



Source: Bloomberg Finance L.P. 4/30/20

Indicative Rates



Source: Bloomberg Finance L.P. 4/30/20. Rates do not reflect transaction fees.

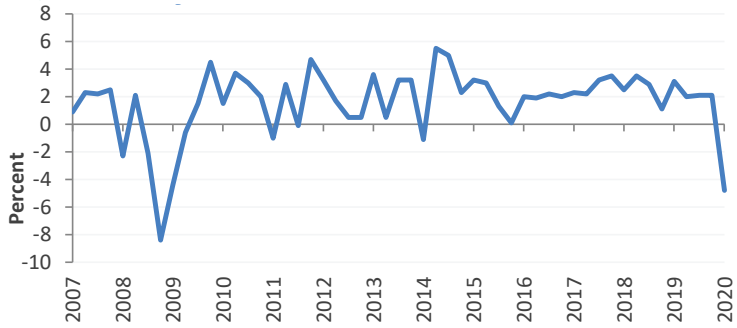
FEATURED MARKET DATA

U.S. Recession Likely Begins

Gross Domestic Product, the broadest measure of goods and services produced, shrank 4.8% in the first quarter according to the government's advance estimate. This decline, the largest since the last recession, was caused by initiatives aimed at containing the coronavirus. These responses ramped up in the final few weeks of the quarter. A lack of data late in the quarter may result in revisions to the report and second quarter GDP is expected to be far lower. Personal consumption, the primary driver of U.S. growth, fell at a 7.6% rate, the steepest quarterly drop since 1980. Business spending also declined sharply.

Source: Bloomberg, Wall Street Journal

QUARTERLY GDP



Source: Bloomberg

RECENT NEWS

Markets Rebound in April

U.S. stocks rallied in April despite poor fundamentals including unprecedented levels of unemployment claims. The S&P 500 posted its biggest monthly gain since January 1987 and was up about 30% since the March 23rd low. In our view, the primary drivers of these returns were the enormous monetary and fiscal policy responses which reduced interest rates and improved credit market functioning. This support benefited stocks and reinforces the old adage, "don't fight the Fed." Other market tailwinds included improving coronavirus trends, an economic reopening push and positive coronavirus treatment developments. Markets face numerous risks in the months ahead and we expect heightened market volatility.

Source: Bloomberg

U.S. Economic Indicators

Event	Event Date	Period	Survey	Actual	Prior / Revised (R)
Core CPI (MoM)	04/10/20	MAR	0.1%	-0.1%	0.2%
Core CPI (YoY)	04/10/20	MAR	2.3%	2.1%	2.4%
Retail Sales Ex. Auto (MoM)	04/15/20	MAR	-5.0%	-4.5%	-0.4%
Consumer Confidence	04/28/20	APR	87.0	86.9	118.8 (R)
Personal Income	04/30/20	MAR	-1.7%	-2.0%	0.6%
Personal Spending	04/30/20	MAR	-5.1%	-7.5%	0.2%
ISM Manufacturing	05/01/20	APR	36.0	41.5	49.1
Change in Nonfarm Payrolls	05/08/20	APR	-21.3M	--	-0.7M
Unemployment Rate	05/08/20	APR	16.0%	--	4.4%

*Preliminary.

Source: Bloomberg Finance L.P. 5/4/20

Contact Information

KENT D. JOHNSON

Senior Vice President, Director-
Minnesota Office

763.497.1490 Ext. 1300
kjohnson@pmanetwork.com

ANGIE STILLWELL

Senior Portfolio Advisor

612.509.2562
astillwell@pmanetwork.com

PMA Financial Network, LLC
5298 Kyler Ave. NE | 2nd Floor | Albertville, MN 55301

This document was prepared by PMA Asset Management, LLC for clients of the firm and its affiliated PMA entities, as defined below. It is being provided for informational and/or educational purposes only without regard to any particular user's investment objectives, financial situation or means. The content of this document is not to be construed as a recommendation, solicitation or offer to buy or sell any security, financial product or instrument, or to participate in any particular trading strategy in any jurisdiction in which such an offer or solicitation, or trading strategy would be illegal. Nor does it constitute any legal, tax, accounting or investment advice of services regarding the suitability or profitability of any security or investment. Although the information contained in this document has been obtained from third-party sources believed to be reliable, PMA cannot guarantee the accuracy or completeness of such information. It is understood that PMA is not responsible for any errors or omissions in the content in this document and the information is being provided to you on an "as is" basis without warranties or representations of any kind.

Securities, public finance services and institutional brokerage services are offered through PMA Securities, LLC. PMA Securities, LLC is a broker-dealer and municipal advisor registered with the SEC and MSRB, and is a member of FINRA and SIPC. PMA Asset Management, LLC, an SEC registered investment adviser, provides investment advisory services to local government investment pools and separate accounts. All other products and services are provided by PMA Financial Network, LLC, PMA Financial Network, LLC, PMA Securities, LLC and PMA Asset Management, LLC (collectively "PMA") are under common ownership.

Securities and public finance services offered through PMA Securities, LLC are available in CA, CO, FL, IL, IN, IA, MI, MN, MO, NE, OH, OK, PA, SD, TX and WI. This document is not an offer of services available in any state other than those listed above, has been prepared for informational and educational purposes and does not constitute a solicitation to purchase or sell securities, which may be done only after client suitability is reviewed and determined. All investments mentioned herein may have varying levels of risk, and may not be suitable for every investor. PMA and its employees do not offer tax or legal advice. Individuals and organizations should consult with their own tax and/or legal advisors before making any tax or legal related investment decisions. Additional information is available upon request.