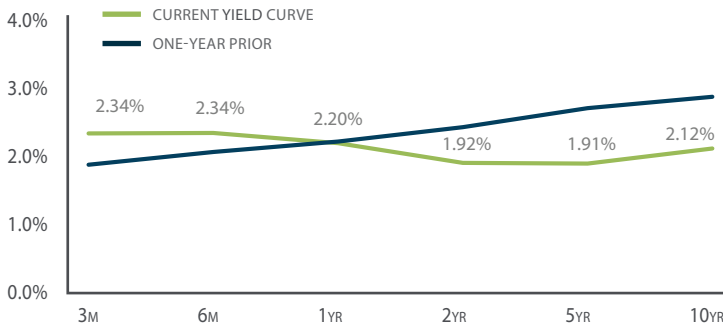




# SD FIT MARKET UPDATE

JUNE 2019

## Historical Yield Curve



Source: Bloomberg Finance L.P. 5/31/19

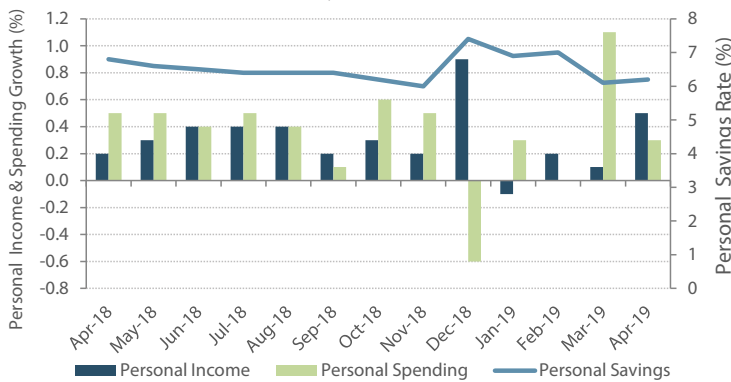
## FEATURED MARKET DATA

### Personal Income & Spending Surprise to Upside

The recent Personal Income and Spending report showed that consumers, who represent over half of the U.S. economy, exceeded forecasts for income and spending in April. This healthy increase followed strong spending in March, which was the best monthly increase since 2009. Higher personal income also provided a boost to the savings rate. The strong data to start the second quarter suggests momentum may help extend an already decade long economic expansion. The current expansion will be 10 years old in June which could become the longest on record if it continues into July.

Source: Wall Street Journal, Financial Times, Bloomberg

### HEALTHY PERSONAL INCOME, SPENDING AND SAVINGS



Source: Bloomberg

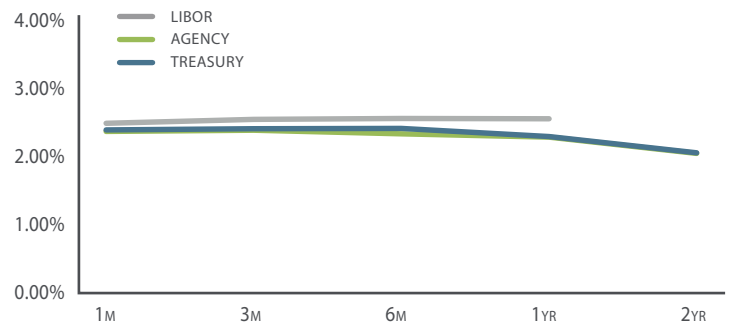
## RECENT NEWS

### Will the Fed Remain Patient?

In April, the Federal Open Market Committee stated that they "will be patient" as they determine whether a change in rates is appropriate. Minutes from the April meeting indicated that Federal Reserve officials were generally comfortable with current policy and noted that a recent soft patch in inflation was viewed as temporary. Since the April meeting the U.S trade dispute with China has escalated and the prospect for new tariffs on Mexican imports was announced. These developments have influenced bond markets to price in a greater likelihood of a rate cut by September. Some economists and market participants believe the Fed will want to provide stimulus sooner since short-term rates are at a historically low range leaving little room to cut rates. Others note there is a risk to the Fed reacting too strongly creating market volatility.

Source: Wall Street Journal, Financial Times, Bloomberg

## Indicative Rates



Source: Bloomberg Finance L.P. 5/31/19. Rates do not reflect transaction fees.

## U.S. Economic Indicators

Event	Event Date	Period	Survey	Actual	Prior / Revised (R)
Building Permits	05/16/19	APR	1,289K	1,296K	1,288K
Chicago Fed National Activity Index	05/20/19	APR	-0.20	-0.45	0.05 (R)
Existing Home Sales	05/21/19	APR	5.35m	5.19m	5.21m
S&P Case Shiller 20-City Home Price Index (YoY)	05/28/19	MAR	2.50%	2.68%	2.95% (R)
Personal Consumption Expenditures (PCE) (YoY)	05/31/19	APR	1.6%	1.5%	1.4% (R)
Core PCE (YoY)	05/31/19	APR	1.6%	1.6%	1.5% (R)
ISM Manufacturing	06/03/19	MAY	53.0	52.1	52.8
Change in Nonfarm Payrolls	06/07/19	MAY	183K	--	263K
Unemployment Rate	06/07/19	MAY	3.6%	--	3.6%

Source: Bloomberg Finance L.P. 6/1/19

## Contact Information

### KENT D. JOHNSON

Senior Vice President, Director-Minnesota Office

Tel: 763.497.1490 Ext. 1300  
kjohnson@pmanetwork.com

### ANGIE STILLWELL

Senior Portfolio Advisor

Tel: 612-509-2562  
astillwell@pmanetwork.com

PMA Financial Network | 5301 Kyler Ave. NE, 2nd Floor, Albertville, MN 55301

This document was prepared by Prudent Man Advisors, LLC for participants of the fund and clients of the firm and its affiliated PMA entities, as defined below. It is being provided for informational and/or educational purposes only without regard to any particular user's investment objectives, financial situation or means. The content of this document is not to be construed as a recommendation, solicitation or offer to buy or sell any security, financial product or instrument, or to participate in any particular trading strategy in any jurisdiction in which such an offer or solicitation, or trading strategy would be illegal. Nor does it constitute any legal, tax, accounting or investment advice of services regarding the suitability or profitability of any security or investment. Although the information contained in this document has been obtained from third-party sources believed to be reliable, PMA cannot guarantee the accuracy or completeness of such information. It is understood that PMA is not responsible for any errors or omissions in the content in this document and the information is being provided to you on an "as is" basis without warranties or representations of any kind.

Securities, public finance services and institutional brokerage services are offered through PMA Securities, LLC. PMA Securities, LLC is a broker-dealer and municipal advisor registered with the SEC and MSRB, and is a member of FINRA and SIPC. Prudent Man Advisors, LLC, an SEC registered investment adviser, provides investment advisory services to local government investment pools and separate accounts. All other products and services are provided by PMA Financial Network, LLC. PMA Financial Network, LLC, PMA Securities, LLC and Prudent Man Advisors, LLC (collectively "PMA") are under common ownership.

Securities and public finance services offered through PMA Securities, LLC are available in CA, CO, FL, GA, IL, IN, IA, KS, MI, MN, MO, NE, OH, OK, PA, SD, TX and WI. This document is not an offer of services available in any state other than those listed above, has been prepared for informational and educational purposes and does not constitute a solicitation to purchase or sell securities, which may be done only after client suitability is reviewed and determined. All investments mentioned herein may have varying levels of risk, and may not be suitable for every investor. PMA and its employees do not offer tax or legal advice. Individuals and organizations should consult with their own tax and/or legal advisors before making any tax or legal related investment decisions. Additional information is available upon request.